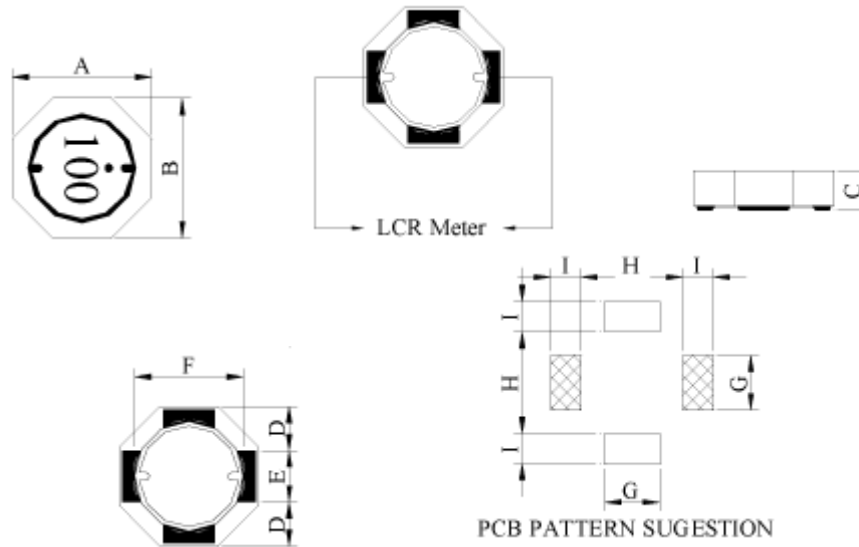


PSB0503 , PSB5028 , PSB6013 , PSB6025 , PSB8040 & PSB8058 SMD Power Inductors Shielded



C/Severo Ochoa 33 – Parque Tecnológico de Andalucía. 29590 Campanillas .Málaga (Spain) Phone +34 951 231 320 Fax +34 951 231 321
E-mail: mar.villarrubia@grupopremo.com Web <http://www.grupopremo.com>

1. Configuration & Dimensions



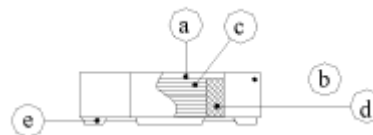
Series	Dimensions [mm]								
	A	B	C	D(typ.)	E(typ.)	F(typ.)	G(ref.)	H(ref.)	I(ref.)
PSB0503	5.20±0.20	5.20±0.20	2.80±0.20	1.70	1.80	3.90	2.00	3.70	1.10
PSB5028	5.20±0.20	5.20±0.20	2.80±0.20	1.70	1.80	3.90	2.00	3.70	1.10
PSB6013	6.20±0.30	6.50±0.30	1.40±0.20	2.15	2.20	4.90	2.40	4.90	1.10
PSB6025	6.20±0.30	6.50±0.30	2.50±0.30	2.15	2.20	4.90	2.40	4.90	1.10
PSB8040	8.00±0.30	8.00±0.30	3.80±0.30	2.40	3.20	6.40	3.40	6.20	1.40
PSB8058	8.00±0.30	8.00±0.30	5.80±0.30	2.40	3.20	6.40	3.40	6.20	1.40

2. Schematic Diagram



3. Materials

- a.- Core : Ferrite DR core
- b.- Core : Ferrite RI core
- c.- Wire : Enamelled copper wire (class F)
- d.- Terminal : Ag / Ni / Sn
- e.- Adhesive : Epoxy resin
- f.- Remark : Lead content 200ppm max. include ferrite



C/Severo Ochoa 33 – Parque Tecnológico de Andalucía. 29590 Campanillas .Málaga (Spain) Phone +34 951 231 320 Fax +34 951 231 321
E-mail: mar.villarrubia@grupopremo.com Web <http://www.grupopremo.com>

4. General Specification

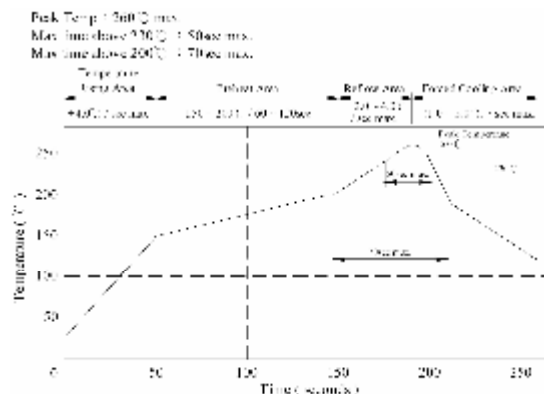
a.- Temp. rise $\left\{ \begin{array}{l} 30^{\circ}\text{C typ. (PSB6025)} \\ 40^{\circ}\text{C typ. (PSB0503, PSB5028,} \\ \text{PSB6013, PSB8040, PSB8058)} \end{array} \right.$

b.- Rated current : Base on temp. rise & $\Delta L/\text{LOA} = 35\%$ typ.

c.- Storage temp. : $-40^{\circ}\text{C} \sim +125^{\circ}\text{C}$

d.- Operating temp. : $-40^{\circ}\text{C} \sim +105^{\circ}\text{C}$

e.- Resistance to solder heat : 260°C . 10 secs



5. Electrical Characteristics

PSB0503 (1.2 μH – 100 μH)

DWG No.	Inductance (mH)	Q ref.	Test Freq.		RDC (m Ω)		SRF (MHz) typ.	I _{rms} (mA) typ.	I _{sat} (mA) typ.
			L (KHz)	Q (MHz)	typ.	max.			
PSB0503 – 1R2N	1.2 \pm 30%	10.0	100	7.96	16.8	22.0	200	3500	3400
PSB0503 – 2R2N	2.2 \pm 30%	10.0	100	7.96	21.0	27.0	130	3200	2500
PSB0503 – 3R3N	3.3 \pm 30%	10.0	100	7.96	24.0	32.0	90	2800	2100
PSB0503 – 4R7N	4.7 \pm 30%	9.0	100	7.96	32.0	45.0	50	2200	1850
PSB0503 – 6R8N	6.8 \pm 30%	10.0	100	7.96	42.0	56.0	55	2000	1550
PSB0503 – 100N	10.0 \pm 30%	18.0	100	2.52	63.0	85.0	25	1800	1400
PSB0503 – 150N	15.0 \pm 30%	18.0	100	2.52	108.0	140.0	23	1100	1000
PSB0503 – 220N	22.0 \pm 30%	15.0	100	2.52	162.0	210.0	18	950	850
PSB0503 – 330N	33.0 \pm 30%	15.0	100	2.52	203.0	260.0	16	800	680
PSB0503 – 470N	47.0 \pm 30%	13.0	100	2.52	285.0	360.0	13	700	620
PSB0503 – 680N	68.0 \pm 30%	13.0	100	2.52	450.0	550.0	10	560	460
PSB0503 – 101N	100.0 \pm 30%	15.0	100	0.796	625.0	800.0	8	470	420

**PSB0503 , PSB5028 , PSB6013 ,
PSB6025 , PSB8040 & PSB8058**
SMD Power Inductors Shielded



C/Severo Ochoa 33 - Parque Tecnológico de Andalucía. 29590 Campanillas .Málaga (Spain) Phone +34 951 231 320 Fax +34 951 231 321
E-mail: mar.villarrubia@grupopremo.com Web <http://www.grupopremo.com>

PSB5028 (4.7µH – 220µH)

DWG No.	Inductance (mH)	Q ref.	Test Freq.		RDC (mΩ)		SRF (MHz) typ.	I _{rms} (mA) typ.	I _{sat} (mA) typ.
			L (KHz)	Q (MHz)	typ.	max.			
PSB5028 - 4R7N	4.7±30%	8.0	100	7.96	24.0	35.0	70	2500	1500
PSB5028 - 6R8N	6.8±30%	7.2	100	7.96	28.0	38.0	45	2200	1200
PSB5028 - 100N	10.0±30%	10.5	100	2.52	46.5	60.0	35	1800	950
PSB5028 - 150N	15.0±30%	20.0	100	2.52	63.0	82.0	30	1500	800
PSB5028 - 220N	22.0±30%	17.0	100	2.52	105.0	132.0	20	1150	680
PSB5028 - 330N	33.0±30%	18.0	100	2.52	150.0	195.0	15	960	600
PSB5028 - 470N	47.0±30%	13.0	100	2.52	195.0	250.0	14	830	450
PSB5028 - 680N	68.0±30%	12.0	100	2.52	260.0	340.0	10	750	330
PSB5028 - 101N	100.0±30%	35.0	100	0.796	425.0	550.0	10	520	300
PSB5028 - 151N	150.0±30%	45.0	100	0.796	600.0	750.0	8	480	280
PSB5028 - 221N	220.0±30%	40.0	100	0.796	870.0	1085.0	6	360	240

PSB6013 (1µH – 68µH)

DWG No.	Inductance (mH)	Q ref.	Test Freq.		RDC (mΩ)		SRF (MHz) typ.	I _{rms} (mA) typ.	I _{sat} (mA) typ.
			L (KHz)	Q (MHz)	typ.	max.			
PSB6013 - 1R0N	1.0±30%	12	100	7.96	28	36	100	3200	2900
PSB6013 - 1R5N	1.5±30%	10	100	7.96	32	40	90	3000	2400
PSB6013 - 2R2N	2.2±30%	10	100	7.96	40	50	80	2500	2100
PSB6013 - 3R3N	3.3±30%	10	100	7.96	45	60	70	2350	1750
PSB6013 - 4R2N	4.2±30%	10	100	7.96	58	75	55	2100	1500
PSB6013 - 6R4N	6.4±30%	10	100	7.96	85	110	45	1700	1300
PSB6013 - 100N	10.0±30%	14	100	2.52	132	165	35	1400	1000
PSB6013 - 150N	15.0±30%	12	100	2.52	180	235	26	1100	800
PSB6013 - 220N	22.0±30%	12	100	2.52	260	325	22	950	720
PSB6013 - 330N	33.0±30%	10	100	2.52	400	500	18	780	580
PSB6013 - 470N	47.0±30%	10	100	2.52	540	675	14	660	500
PSB6013 - 680N	68.0±30%	10	100	2.52	720	900	10	600	400

PSB0503 , PSB5028 , PSB6013 , PSB6025 , PSB8040 & PSB8058 SMD Power Inductors Shielded



C/Severo Ochoa 33 - Parque Tecnológico de Andalucía. 29590 Campanillas .Málaga (Spain) Phone +34 951 231 320 Fax +34 951 231 321
E-mail: mar.villarrubia@grupopremo.com Web <http://www.grupopremo.com>

PSB6025 (1.2µH - 220µH)

DWG No.	Inductance (mH)	Q ref.	Test Freq.		RDC (mΩ)		SRF (MHz) typ.	I _{rms} (mA) typ.	I _{sat} (mA) typ.
			L (KHz)	Q (MHz)	typ.	max.			
PSB6025 - 1R2N	1.2±30%	8	100	7.96	14.5	19	120	4000	3200
PSB6025 - 2R2N	2.2±30%	8	100	7.96	18.5	24	65	3400	2350
PSB6025 - 3R3N	3.3±30%	8	100	7.96	21.0	27	50	3200	2000
PSB6025 - 4R7N	4.7±30%	8	100	7.96	27.0	35	42	2700	1550
PSB6025 - 6R8N	6.8±30%	8	100	7.96	32.0	42	36	2400	1300
PSB6025 - 8R2N	8.2±30%	8	100	7.96	40.0	52	30	2200	1250
PSB6025 - 100N	10.0±30%	12	100	2.52	44.0	57	25	2000	1050
PSB6025 - 150N	15.0±30%	12	100	2.52	66.0	86	22	1800	920
PSB6025 - 220N	22.0±30%	12	100	2.52	100.0	130	18	1600	700
PSB6025 - 330N	33.0±30%	12	100	2.52	140.0	180	12	1200	640
PSB6025 - 470N	47.0±30%	12	100	2.52	190.0	250	10	1000	480
PSB6025 - 680N	68.0±30%	10	100	2.52	280.0	365	8	800	400
PSB6025 - 101N	100.0±30%	24	100	0.796	385.0	500	7	700	350
PSB6025 - 151N	150.0±30%	30	100	0.796	590.0	770	5	540	280
PSB6025 - 221N	220.0±30%	20	100	0.796	950.0	1250	4	420	240

PSB8040 (3.3µH - 150µH)

DWG No.	Inductance (mH)	Q ref.	Test Freq.		RDC (mΩ)		SRF (MHz) typ.	I _{rms} (A) typ.	I _{sat} (A) typ.
			L (KHz)	Q (MHz)	typ.	max.			
PSB8040 - 3R3N	3.3±30%	12	100	7.96	13.8	18.0	40.0	6.00	5.00
PSB8040 - 4R2N	4.2±30%	12	100	7.96	16.5	22.0	32.0	5.30	4.60
PSB8040 - 6R2N	6.2±30%	10	100	7.96	25.0	32.0	28.0	4.20	4.00
PSB8040 - 100N	10.0±30%	22	100	2.52	33.0	42.0	20.0	3.70	2.90
PSB8040 - 150N	15.0±30%	20	100	2.52	55.0	70.0	18.0	2.80	2.50
PSB8040 - 220N	22.0±30%	22	100	2.52	88.0	110.0	15.0	2.20	2.05
PSB8040 - 330N	33.0±30%	22	100	2.52	115.0	150.0	12.0	1.90	1.75
PSB8040 - 470N	47.0±30%	20	100	2.52	150.0	190.0	10.0	1.55	1.45
PSB8040 - 680N	68.0±30%	18	100	2.52	205.0	260.0	8.0	1.35	1.10
PSB8040 - 101N	100.0±30%	25	100	0.796	325.0	410.0	6.0	1.05	0.92
PSB8040 - 151N	150.0±30%	18	100	0.796	445.0	560.0	5.0	0.90	0.77

**PSB0503 , PSB5028 , PSB6013 ,
PSB6025 , PSB8040 & PSB8058**
SMD Power Inductors Shielded



C/Severo Ochoa 33 - Parque Tecnológico de Andalucía. 29590 Campanillas .Málaga (Spain) Phone +34 951 231 320 Fax +34 951 231 321
E-mail: mar.villarrubia@grupopremo.com Web <http://www.grupopremo.com>

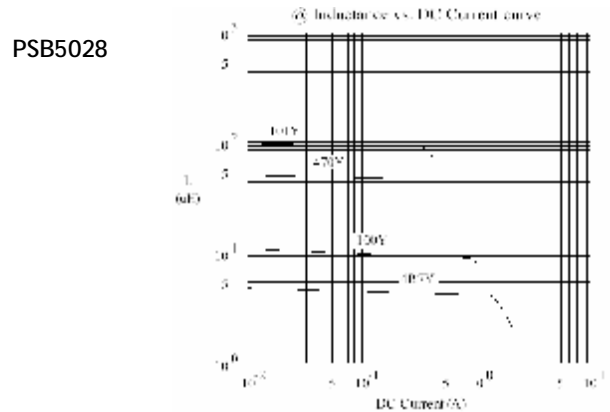
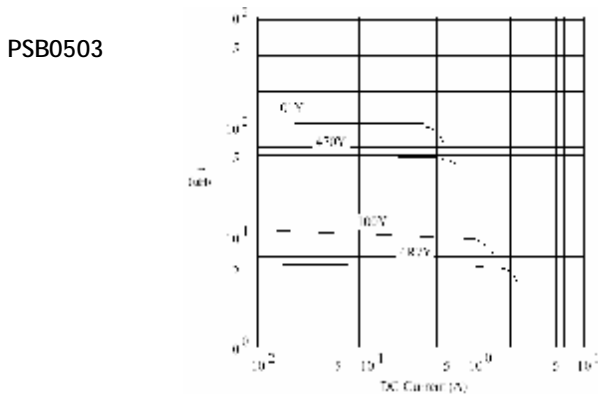
PSB8058 (3.9µH - 100µH)

DWG No.	Inductance (mH)	Q ref.	Test Freq.		RDC (mΩ)		SRF (MHz) typ.	I _{rms} (A) typ.	I _{sat} (A) typ.
			L (KHz)	Q (MHz)	typ.	max.			
PSB8058 - 3R9N	3.9±30%	8	100	7.96	12.0	16.0	45.0	6.50	4.50
PSB8058 - 5R2N	5.2±30%	8	100	7.96	14.0	17.5	35.0	5.80	3.90
PSB8058 - 6R8N	6.8±30%	8	100	7.96	16.0	20.0	30.0	5.50	4.00
PSB8058 - 100N	10.0±30%	20	100	2.52	18.6	25.0	18.0	4.60	3.00
PSB8058 - 220N	22.0±30%	20	100	2.52	42.0	52.0	14.0	3.40	1.80
PSB8058 - 330N	33.0±30%	16	100	2.52	58.0	72.0	10.0	2.70	1.60
PSB8058 - 470N	47.0±30%	12	100	2.52	80.0	100.0	7.0	2.30	1.50
PSB8058 - 680N	68.0±30%	16	100	2.52	100.0	130.0	6.0	2.00	1.20
PSB8058 - 101N	100.0±30%	22	100	0.796	124.0	160.0	5.0	1.70	0.90

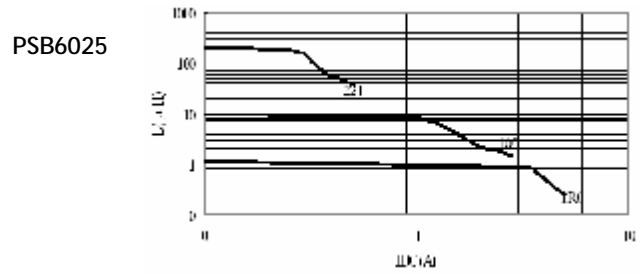

[Inductance tested at 0.1V] [I_{rms} base on temp. rise: 40°C, 30°C (PSB6025)] [I_{sat} base on ΔL/L0A=35%]

6. Curve

Inductance VS. DC Current Curve

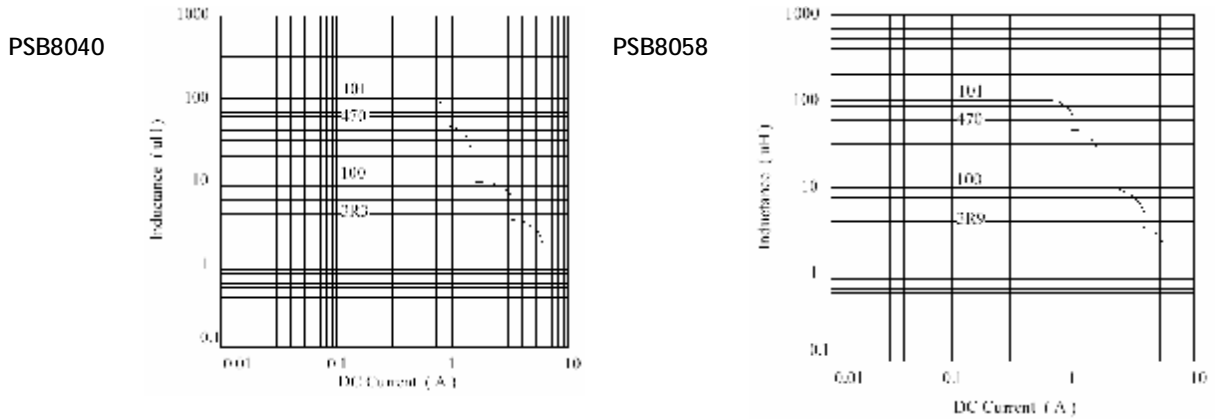


Inductance VS. IDC

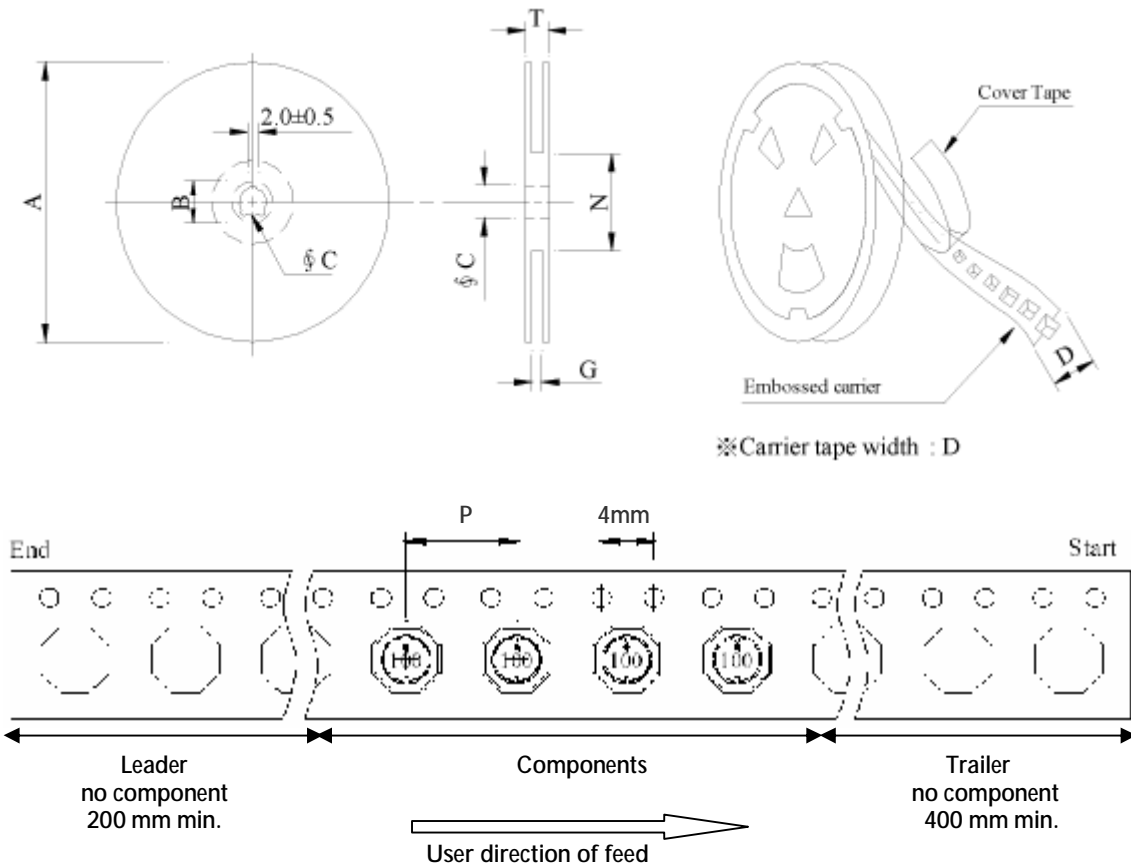


C/Severo Ochoa 33 - Parque Tecnológico de Andalucía. 29590 Campanillas .Málaga (Spain) Phone +34 951 231 320 Fax +34 951 231 321
E-mail: mar.villarrubia@grupopremo.com Web <http://www.grupopremo.com>

Inductance VS. DC Current Curve



7. Packaging Information



(PSB0503, PSB5028, PSB6013, PSB6025 à P = 8mm) (PSB8040, PSB8058 à P = 20mm)

PSB0503 , PSB5028 , PSB6013 , PSB6025 , PSB8040 & PSB8058 SMD Power Inductors Shielded



C/Severo Ochoa 33 - Parque Tecnológico de Andalucía. 29590 Campanillas .Málaga (Spain) Phone +34 951 231 320 Fax +34 951 231 321
E-mail: mar.villarrubia@grupopremo.com Web <http://www.grupopremo.com>

PSB0503, PSB5028, PSB6013 & PSB6025

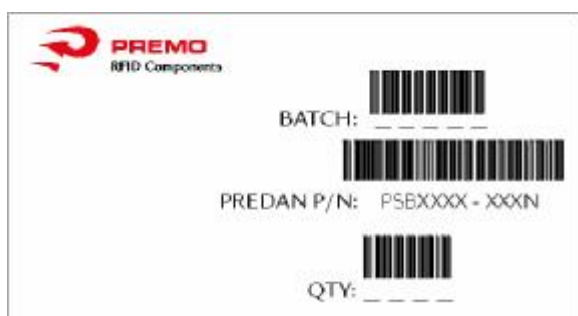
Style	Dimensions [mm]							T	
	A	B	C	D	G	N	PSB0503,PSB5028,PSB6025	PSB6013	
07 - 12	178	21±0.8	13	12	14 ⁺⁰	50 ⁰	16.5	18.4	

PSB8040 & PSB8058

Style	Dimensions [mm]						
	A	B	C	D	G	N	T
13 - 16	330	21±0.8	13±0.5	16	18 ⁺⁰	50 ⁰	22.4

Series	Inner : Reel			Outer : Carton		
	Q'TY(pcs)	G.W.(gw)	Style	Q'TY(pcs)	G.W.(Kg)	Size(cm)
PSB0503	600	185	07 - 12	24,000	8.4	42 x 41 x 24
PSB5028	600	185	07 - 12	32,000	8.4	42 x 41 x 24
PSB6013	1,000	230	07 - 12	40,000	8.5	42 x 41 x 24
PSB6025	600	125	07 - 12	24,000	7.5	42 x 41 x 24
PSB8040	1,200	1,600	13 - 16	7,200	12.1	40 x 40 x 24
PSB8058	800	1,350	13 - 16	4,800	10.5	40 x 40 x 24

8. Labelling



**PSB0503 , PSB5028 , PSB6013 ,
PSB6025 , PSB8040 & PSB8058**
SMD Power Inductors Shielded



C/Severo Ochoa 33 - Parque Tecnológico de Andalucía. 29590 Campanillas .Málaga (Spain) Phone +34 951 231 320 Fax +34 951 231 321
E-mail: mar.villarrubia@grupopremo.com Web <http://www.grupopremo.com>

9. Reliability Test

Test item	Specification	Test condition						
Solderability	More than 90% of the terminal electrode shall be covered with fresh solder	Preheat : 150±25% for 60 seconds Solder : Sn96.5 / Ag3 / Cu0.5 or equivalent Solder temp. : 235±5°C Flux : Rosin Dip time : 4±1 seconds						
Thermal shock test (Temp. cycle)	Inductance shall not change more than ±30%	<table style="width: 100%; border: none;"> <tr> <td style="text-align: center; border: none;">Room temp. 15 minutes</td> <td style="text-align: center; border: none;">→</td> <td style="text-align: center; border: none;">-25±2°C 30 minutes</td> </tr> <tr> <td style="text-align: center; border: none;">Room temp. 15 minutes</td> <td style="text-align: center; border: none;">→</td> <td style="text-align: center; border: none;">85±2°C 30 minutes</td> </tr> </table> <p>Total : 50 cycles</p>	Room temp. 15 minutes	→	-25±2°C 30 minutes	Room temp. 15 minutes	→	85±2°C 30 minutes
Room temp. 15 minutes		→	-25±2°C 30 minutes					
Room temp. 15 minutes		→	85±2°C 30 minutes					
Humidity Resistance test		Temperature : 40±2°C Humidity : 90 ~ 95% Applied current : Per specifications Time : 500 hours						
High temp. Resistance test	Temperature : 105±2°C Applied current : Per specifications Time : 500 hours							

10. Edition Control

Edition	Date	Change description	Made by
1 st	31/08/06	Update Specification	Pablo Pozo

**PSB0503 , PSB5028 , PSB6013 ,
PSB6025 , PSB8040 & PSB8058**
SMD Power Inductors Shielded



C/Severo Ochoa 33 - Parque Tecnológico de Andalucía. 29590 Campanillas .Málaga (Spain) Phone +34 951 231 320 Fax +34 951 231 321
E-mail: mar.villarrubia@grupopremo.com Web <http://www.grupopremo.com>